



Illumena[®] Néo

CONTRAST DELIVERY SYSTEM

A Guerbet Interconnected Solution

Angiography | CT

Engineered to Achieve and Maintain Consistent Pressure.



Robust and reliable

- ▶ A reputation built on quality, with the trusted functionality and durability of the Illumena family.
- ▶ Pressure tolerance allows ease of use and consistency with microcatheters during angiography.

Engineered for safety

- ▶ Optional Air Detection Aid & Warning System (ADAWS) identifies an empty syringe or air bolus.
- ▶ Digital powerhead displays programmed protocol and remaining volume.
- ▶ Digital powerhead display 'flips' as powerhead rotates for easy viewing.
- ▶ Highly visible LED light on powerhead indicates system status.


Broad functionality

- ▶ Ability to synchronize with major imaging systems to allow bi-directional control.
- ▶ Switch between operating modes with a single button.
- ▶ Fill control bar — one finger operation.
- ▶ Accommodates original L-F and prefilled syringes.
- ▶ Hand and foot switches available.
- ▶ Hand switch enables single- or multi-injection protocols.
- ▶ Easy-to-use, intuitive LCD touch screen displays the information you need. Easy to read from any angle, in any light.

Confidence and Performance Hand in Hand

- ▶ High-pressure syringes from L-F are specifically designed and tested for L-F injectors.
 - ▶ Crystal clear for easy air detection
 - ▶ Fits perfectly into original L-F syringe pressure jacket
 - ▶ Validated for use with Illumena Néo

- ▶ High-pressure lines from L-F specifically designed and tested for L-F syringes.
 - ▶ Rotating luer lock facilitates secure connection
 - ▶ Multiple lengths available
 - ▶ Tested and validated to perform at high pressure



Contrast&Care.

INJECTION MANAGEMENT SOLUTION

Order with your injector for a complete injection solution:

- ▶ Capture and organize information
- ▶ Save time through information sharing with health IT systems
- ▶ Facilitate traceability of contrast media



Illumena[®] Néo

CONTRAST DELIVERY SYSTEM

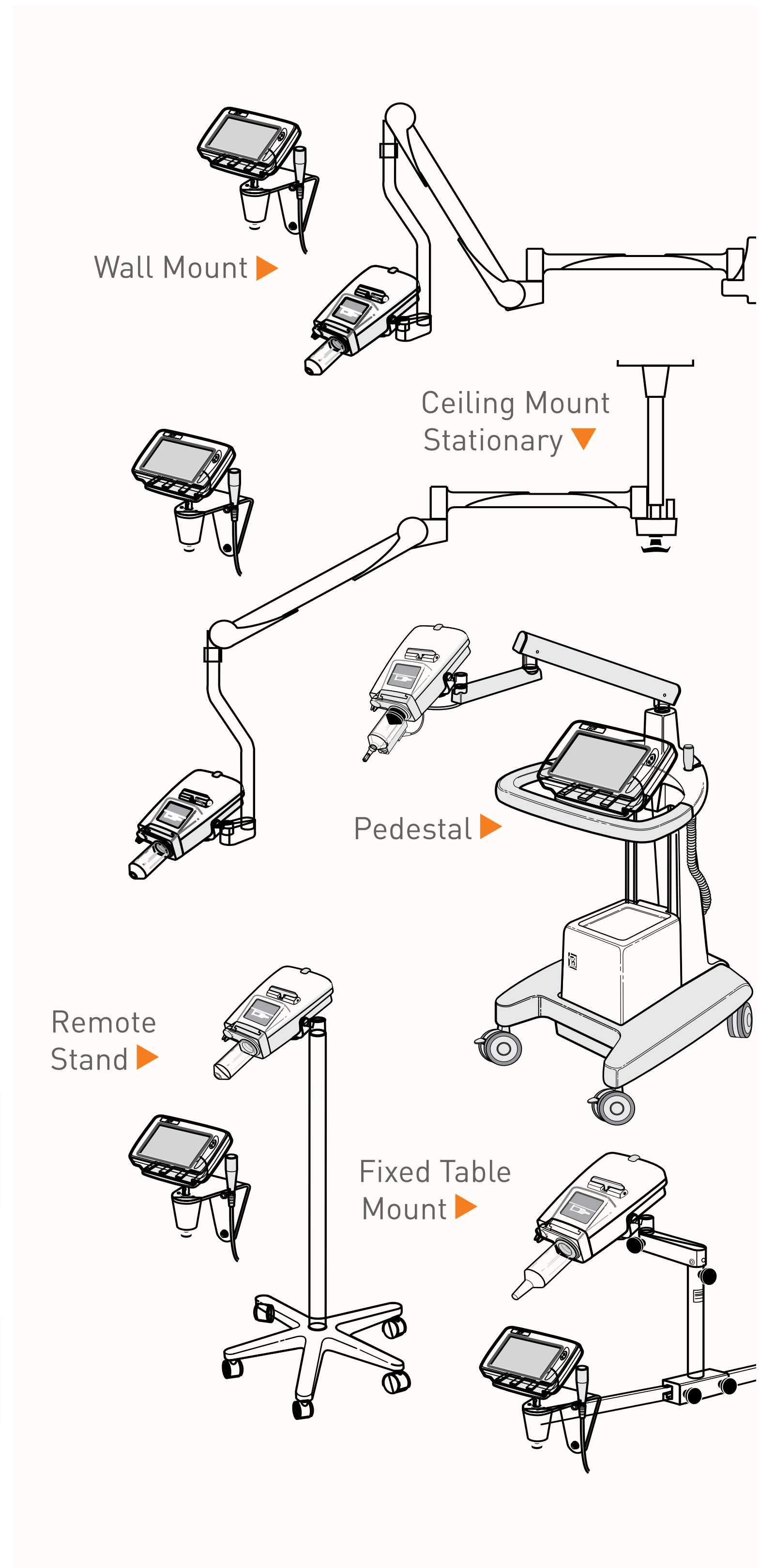
Technical Specifications

Flow Rate	Angio Mode: 0.1-40.0 mL/sec CT Mode: 0.1-10.0 mL/sec
Pressure Limit	Angio Mode: 75-1200 psi CT Mode: 75-300 psi
Syringe Sizes	150, 200 mL empty syringes 50, 75, 100, 125 mL PFS
Syringe Heater (optional)	37° C nominal, minimizes the loss of heat from preheated contrast
Inject Delay	0-300 seconds
X-ray Delay	0-300 seconds
Scan Delay (CT Mode)	0-300 seconds
Rate Rise	0-10 seconds
Phase Delay	0-300 seconds
Number of Phases	1, 2 or 3-4
Protocol Memory	Angio Mode: 45 protocols CT Mode: 45 protocols

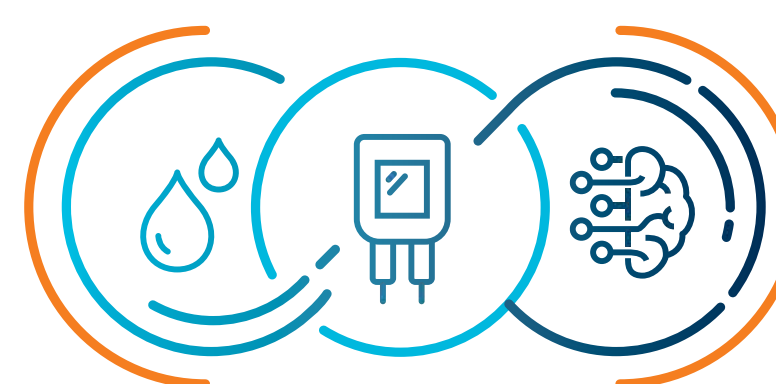
Syringes & Tubing

P/N 601280	Tubing with Male Luer Adapter, 30 in, 1000 psi
P/N 601281	Tubing with Male Luer Adapter, 48 in, 1000 psi
P/N 900103S	Angio Syringe (150 mL) with Linden-Luer tip and Spike
P/N 900105	Angio Syringe (200 mL) with Handi-Fil Straw

Multiple Configurations



For sales, service and support, contact your local sales representative or call **1.877.729.6679**. More information is available at www.guerbet-us.com.



UNIK
Tailored interconnected solutions
driving your journey to excellence

The Illumena[®] Néo Contrast Delivery System is a Class II Medical Device in the United States. For complete information about precautions and optimal usage conditions for this device, consult the full instructions for use supplied with each device or with your local Guerbet representative(s). Caution: US Federal Law restricts this device to sale by or on the order of a physician. Illumena[®] Néo Contrast Delivery System is a registered trademark of Liebel-Flarsheim.

Contrast&Care[®] is a Class I medical device intended for use by healthcare professionals only. It allows imaging centers to collect, archive, view and share patients' injection data, including data concerning contrast products, adverse events, injector activity, data on the estimated eGFR and other pre-exam alerts, such as previously reported allergies. Contrast&Care[®] also provides options to visualize analytics data and trends relating to injection activity and contrast product usage.

For complete information about precautions and optimal usage conditions, we recommend consulting the instructions for use supplied with the device or by your local Guerbet representative(s).